

MYACT

QUICK START GUIDE

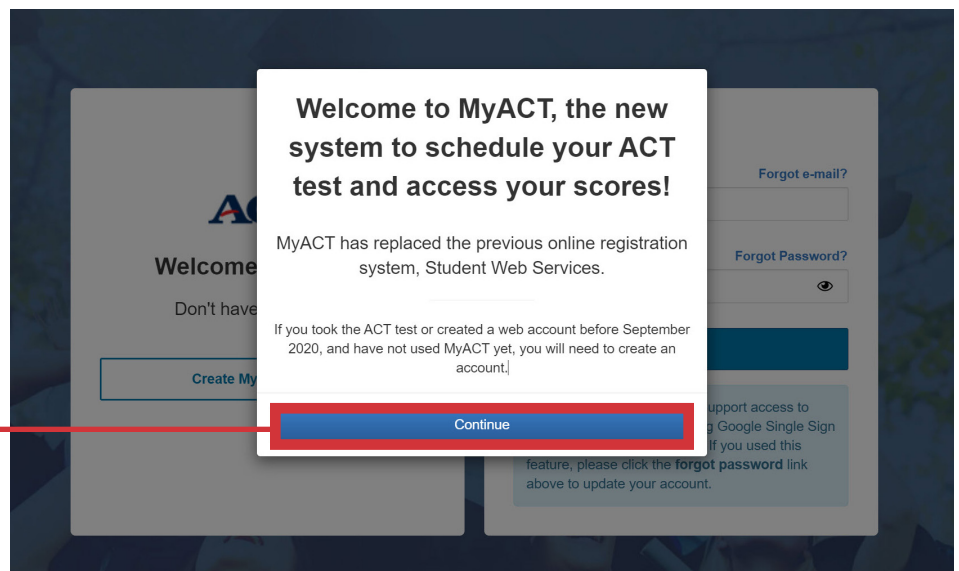
Your MyACT account will be used to register for test events, prepare for testing, view and send test scores, explore colleges and careers, and college planning. You can also purchase test prep materials through your account or access ACT's free test prep materials.

Contents

- 2 Creating an ACT account for the first time (no previous scores)
- 5 Previously used Google Single Sign On with your MyACT account
- 6 You have ACT test scores, but do not have a MyACT account
- 8 Migrating ACT Student Web Account to MyACT
- 10 Migrating ACT Student Web Account but forgot User ID or Password

When you navigate to myact.org for the first time, you will be greeted with a welcome screen that introduces MyACT.

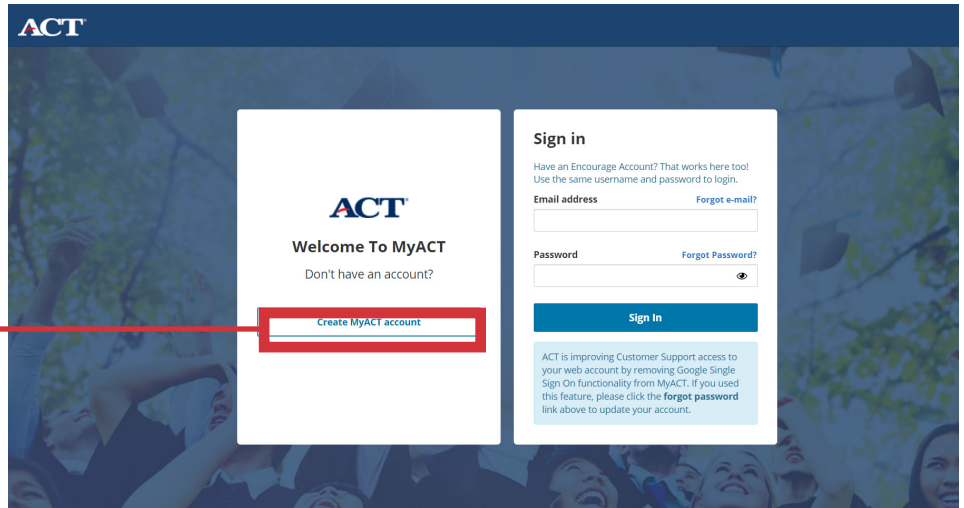
Select "Continue" to proceed.



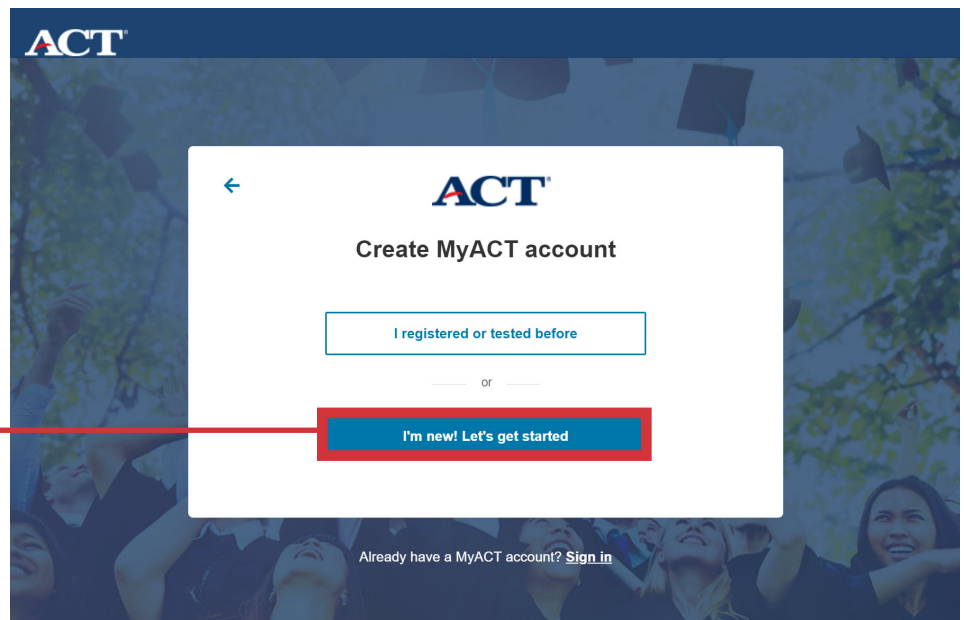
Creating an ACT account for the first time (no previous scores)

Go to myact.org.

Select
"Create MyACT account."



Select
"I'm new! Let's get started."



Need help?
See FAQs or Contact us.

<https://my-act.org/account/create>

Enter the following information:

Create your ACT account
Your ACT account lets you register for tests, access your scores, plan your future, and more. If you're helping a student register, enter the student's information below and see [information for parents](#).
Great news! Creating a MyACT account automatically gives you an Encourage Account.

- Name on your photo ID • **Name on your photo ID (required)** ⓘ

First name is required
- Date of Birth • **Date of Birth (required)** ⓘ
- Email • **Email (required)** ⓘ
- Country • **Country (required)** ⓘ
Home Address fields will appear based on country chosen
- Phone • **Phone** ⓘ
 Mobile Home Landline Other Landline
- Create a new Password • **Create a new Password (required)** ⓘ
- Check that you understand the ACT Privacy Policy • I understand that by creating an account, I agree to the [ACT Terms & Conditions](#), and I consent to the processing of my personally identifying information, including the collection, use, transfer and disclosure of information, as described in the [ACT Privacy Policy](#).
Non-US Users: By checking the box and creating an account, you are also providing your consent to ACT to transfer your personally identifying information to the United States to ACT or a third party service provider for processing, where it will be subject to use and disclosure under the laws of the United States. You acknowledge and agree that it may also be accessible to law enforcement and national security authorities in the United States. Any questions about the [ACT Privacy Policy](#) or this notice should be directed to our Data Protection Official, Vice President, Data Management at DPO@act.org

Select “Verify by Email” or “Verify by Text.”

To complete account creation, verify your account by email or text message. We will use your chosen method for any future password recovery.

Verify by Email Verify by Text

Select where you want your verification information sent.

- If the information is incorrect select “No—I’ll fix it...”
- If the information is correct select “Yes—send it there!”

Is this where we should send your verification? ✕

sampleactstudent@mailinator.com

You will be sent a verification code that you will need to activate your account.

Subject: **Action Required: Activate ACT Account** Back To Inbox
To: **sampleactstudent**
From: **identity-services@act.org**
Received: **Mon Oct 26 2020 11:23:55 GMT-0500 (Central Daylight Time)**
Sending IP: **54.240.14.57**
Parts: [html](#) [Show Links](#)

Attachments: [Subscribe to receive Attachments]

Hi,
Thanks for your interest in ACT! Your account verification code is:

630220

Enter the code into the page, or click the verification link to sign in with a new browser window.
<https://my-str.act.org/account/verify/email?confirmationCode=630220&username=SAMPLEACTSTUDENT@MAILINATOR.COM&referrer=ACT-MYACT-PORTAL>

If you did not initiate this request, please ignore and delete this message.

Need Help?
Visit act.org/support or call +1.319.337.1270, M-F 8 a.m. to 8 p.m. CT.

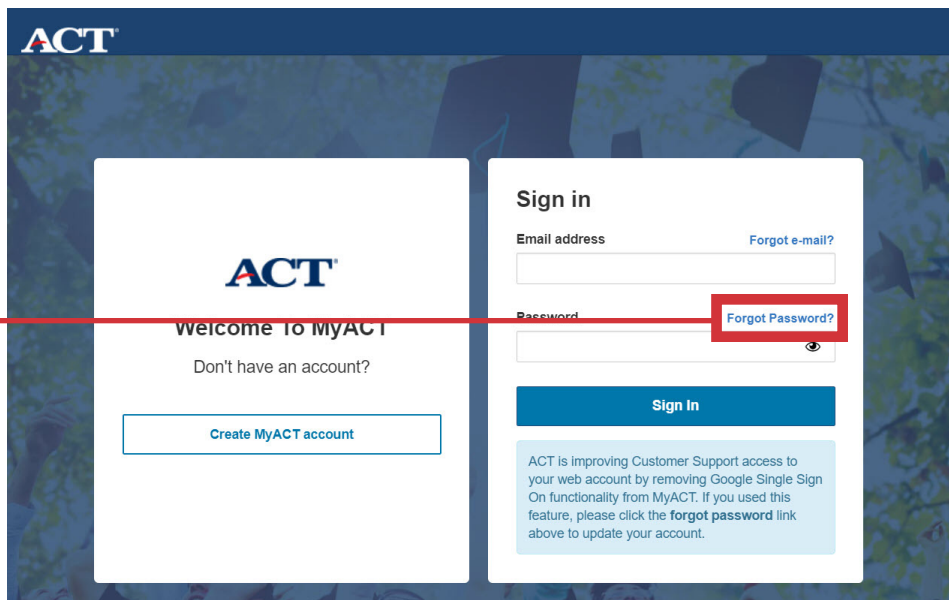
Enter the code that was sent to you then select "Complete my Account."

Once verification is complete, you can log into MyACT with your new account.

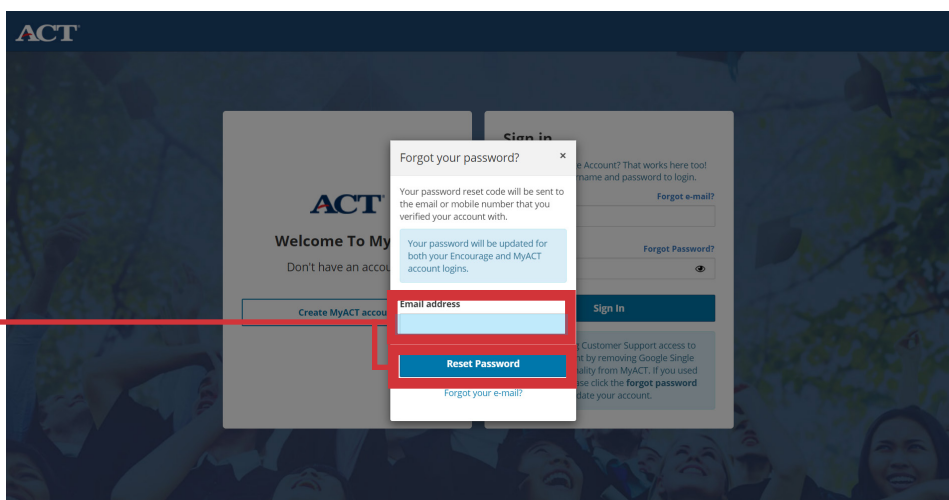
Previously used Google Single Sign On with your MyACT account

ACT is improving Customer Support access to your web account by removing Google Single Sign On functionality from MyACT.

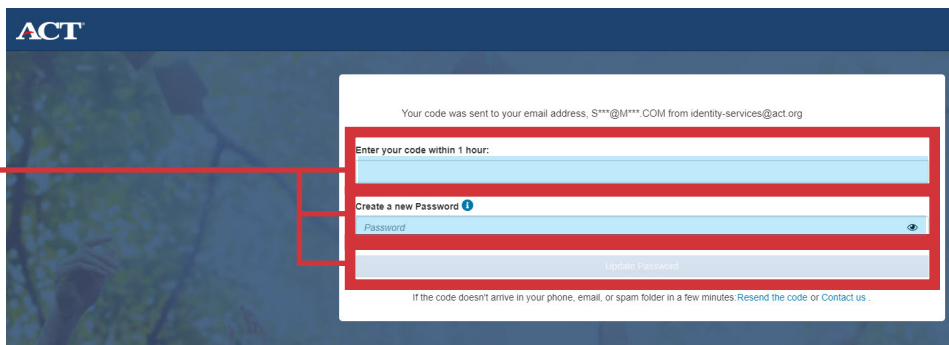
If you used this feature, please click the “Forgot Password?” link to update your account.



Enter the email address you used to create your account and select “Reset Password.”



A code will be sent to the email address linked to your account. Input the code within one hour to update your password.

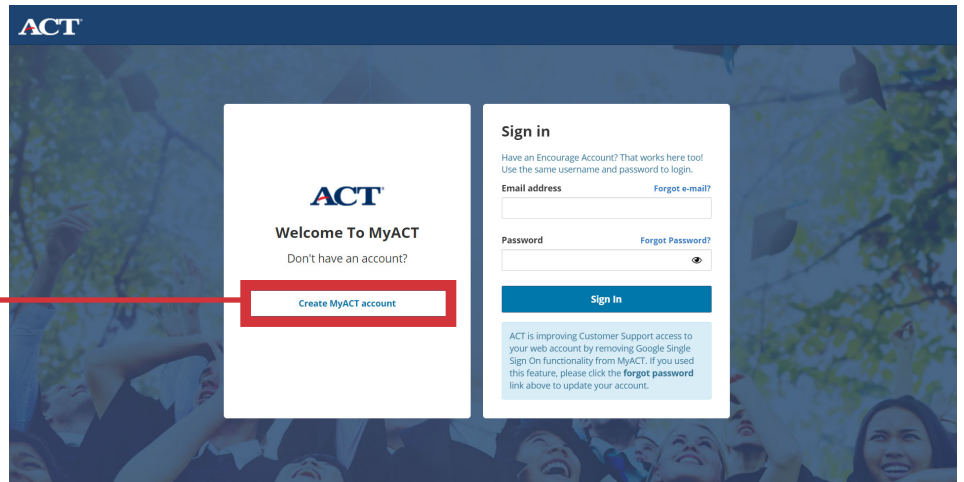


You have ACT test scores, but do not have a MyACT account

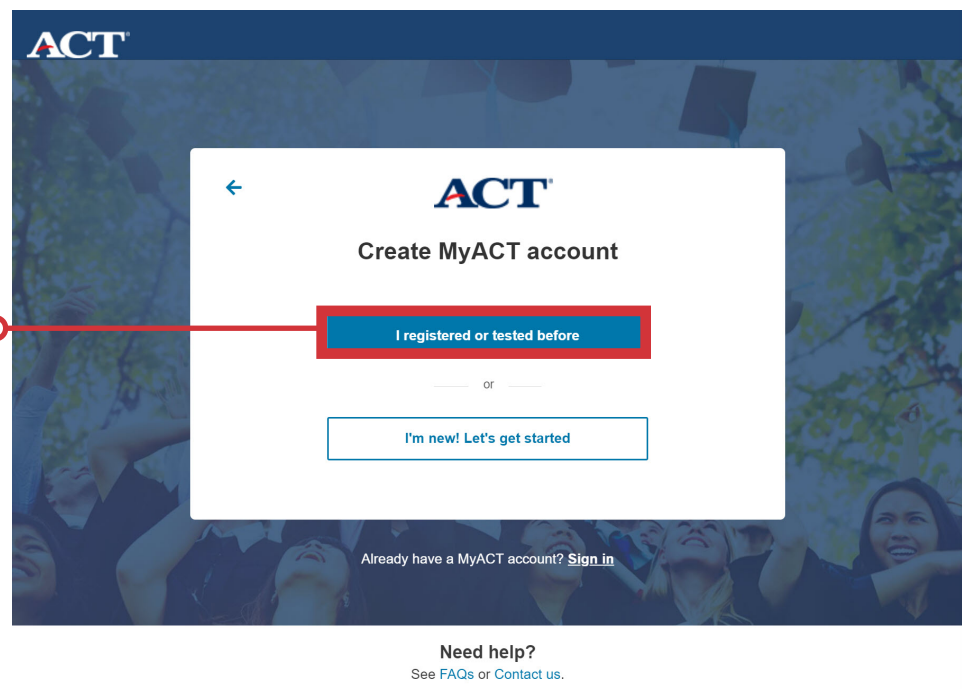
Typically, this situation is for students who took the ACT through their school on a weekday and did not create a MyACT account. By creating a MyACT account, you will be able to access ACT scores, plus all the features MyACT offers!

Go to myact.org.

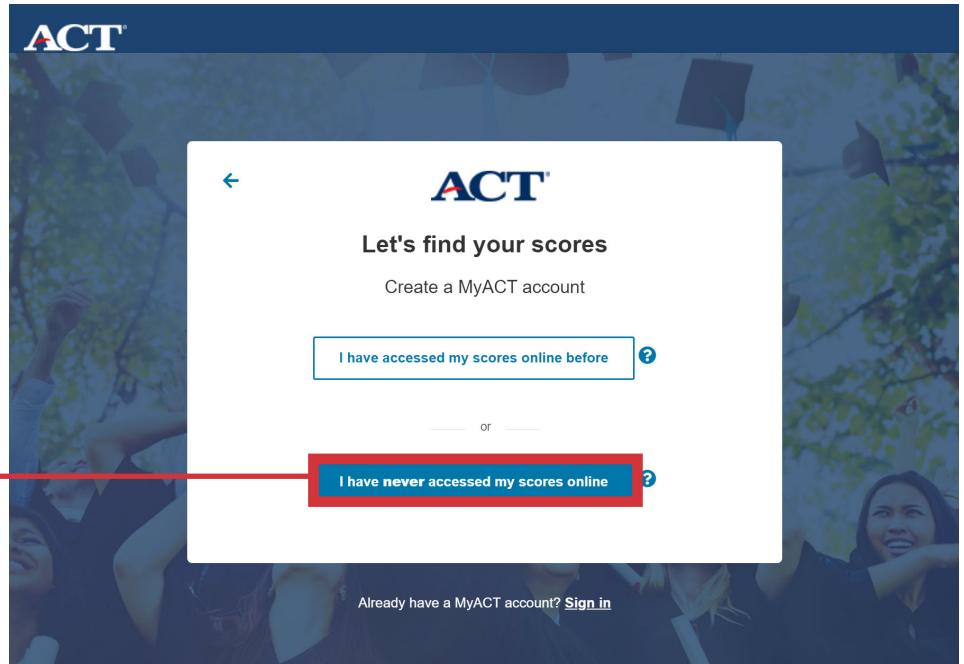
Select
"Create MyACT account."



Select
"I registered or tested before."



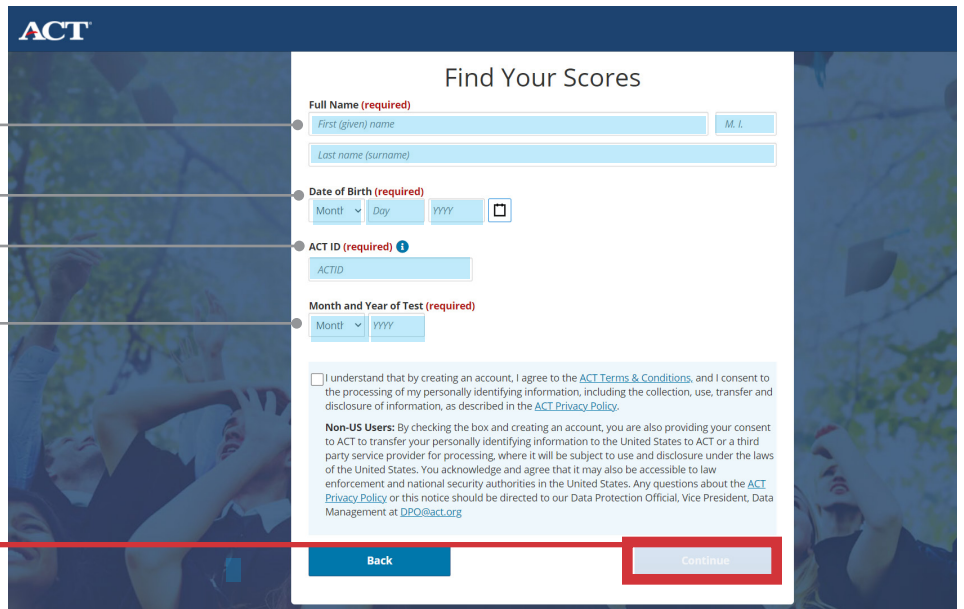
Select
"I have **never** accessed
my scores online."



Enter the following
information to find your
previous scores:

- Full Name
- Date of Birth
- ACT ID
(Found on your printed score report)
- Month and Year of Test

Select "Continue."

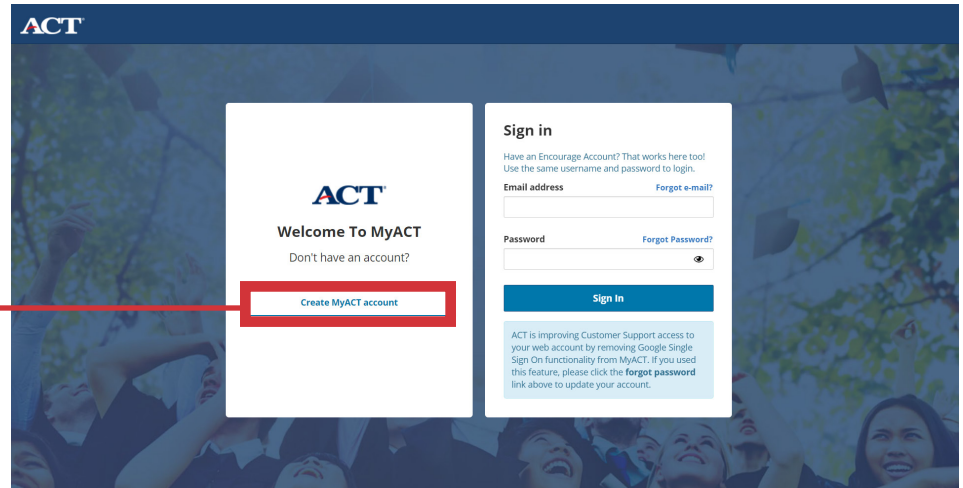


Migrating ACT Student Web Account to MyACT

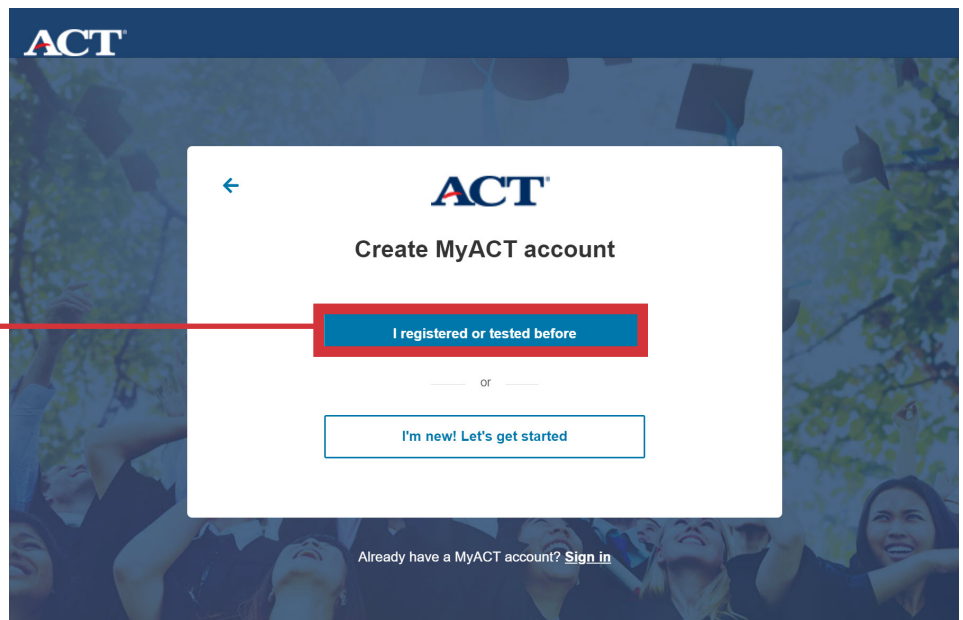
Typically, this is for students who previously had an ACT Student Web Account. Your former ACT Student Web Account will be migrated to MyACT. You will be able to access your previous ACT scores, plus all the features MyACT offers!

Go to myact.org.

Select
"Create MyACT account."



Select "I registered
or tested before."



Need help?
See FAQs or Contact us.

Select "I have accessed my scores online before."

ACT

Let's find your scores

Create a MyACT account

I have accessed my scores online before ?

or

I have never accessed my scores online ?

Already have a MyACT account? [Sign in](#)

<https://my-act.org/account/update>

Enter User ID and Password you used with your ACT student web account.

Select "Sign In."

ACT

Enter your ACT student web account credentials below to update your account ?

User Id [Forgot User Id?](#)

Password [Forgot Password?](#)

Need help?
See [FAQs](#) or [Contact us](#).

Migrating ACT Student Web Account but forgot User ID or Password

If you forgot your ACT student web account User ID or Password select “Forgot User ID?” or “Forgot Password?”

Enter your ACT student web account credentials below to update your account ?

User ID [Forgot User ID?](#)

Password [Forgot Password?](#)

[Sign In](#)

Need help?
See FAQs or Contact us.

You will be redirected to a page that links to your ACT student web account where you can make the necessary changes. You will then use the updated credentials to login to MyACT and migrate your accounts.

The ACT

Forgot Your User ID?

To retrieve your User ID, enter your name and the email address ACT has for you. ACT will send your User ID to the email address on file.

Student's First Name

Student's Last Name

Email Address on File [Has this changed?](#)

[Submit](#)

© 2019 by ACT, Inc. Terms of Use and Privacy Policy [ACT Student Site](#) | [Contact Us](#)

Forgot User ID requires:

- Student's First Name
- Student's Last Name
- Email Address on File

Forgot Password requires:

- Student's User ID
- Email Address on File

Notes:

- If you no longer have access to the email you used to create your ACT student web account, contact ACT for further assistance.
- You will not be able to sign into your old ACT student web accounts. You will only be able to update your login credentials.