

Power Up: Math ACT Prep, Week 7

Practice Test



K20
L•E•A•R•N



Essential Question

How can I increase my ACT score?



K20
L•E•A•R•N

Learning Objectives

- Practice and reflect on pacing to increase the number of questions answered on the math portion of the ACT.
- Navigate efficiently through TestNav during a practice test.

Let's Get Ready

- Find your calculator, device, and scratch paper.



TestNav: Getting Started

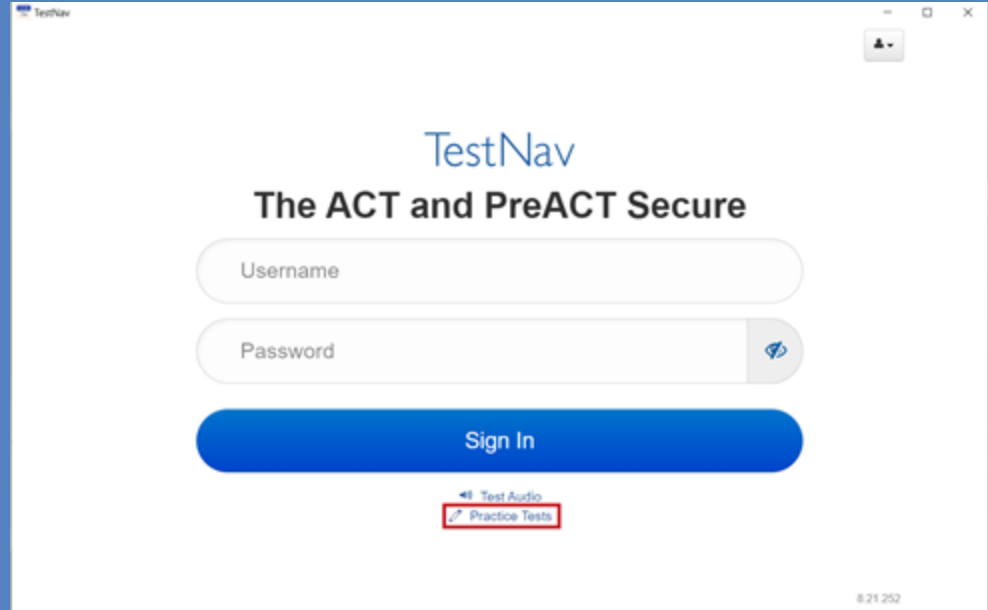
- 1) Navigate to home.testnav.com. Then click “The ACT” button.

OR

- 1) Open the TestNav application on your school device.

TestNav: Selecting the Right Test

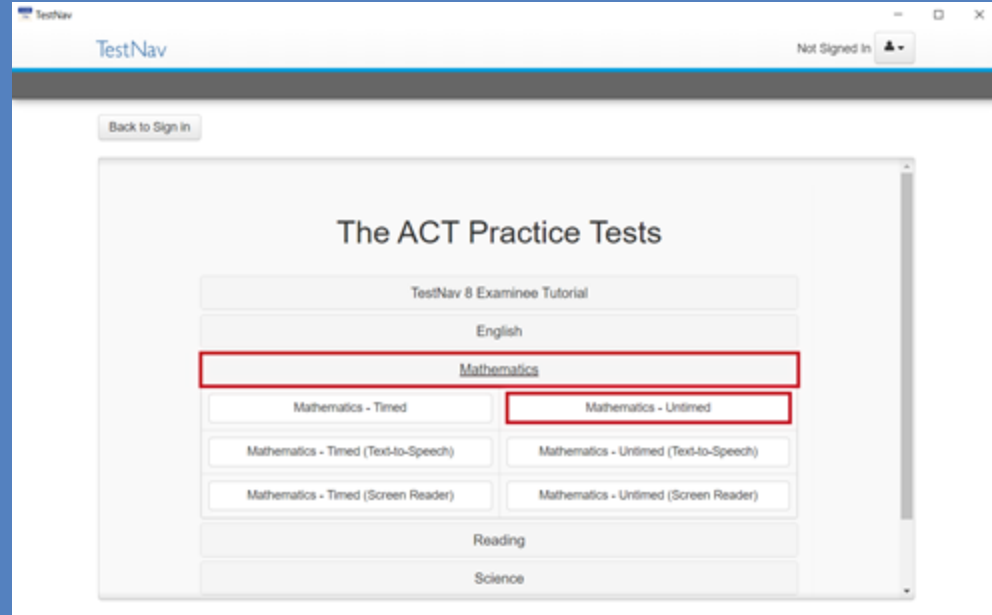
2) Click “Practice Tests.”



The screenshot shows the TestNav login interface. At the top, the TestNav logo is displayed above the text "The ACT and PreACT Secure". Below this are two input fields: "Username" and "Password". The "Password" field has a toggle icon on its right side. A large blue "Sign In" button is positioned below the input fields. At the bottom of the page, there are two links: "Test Audio" and "Practice Tests". The "Practice Tests" link is highlighted with a red rectangular box. The page number "8:21.252" is visible in the bottom right corner.

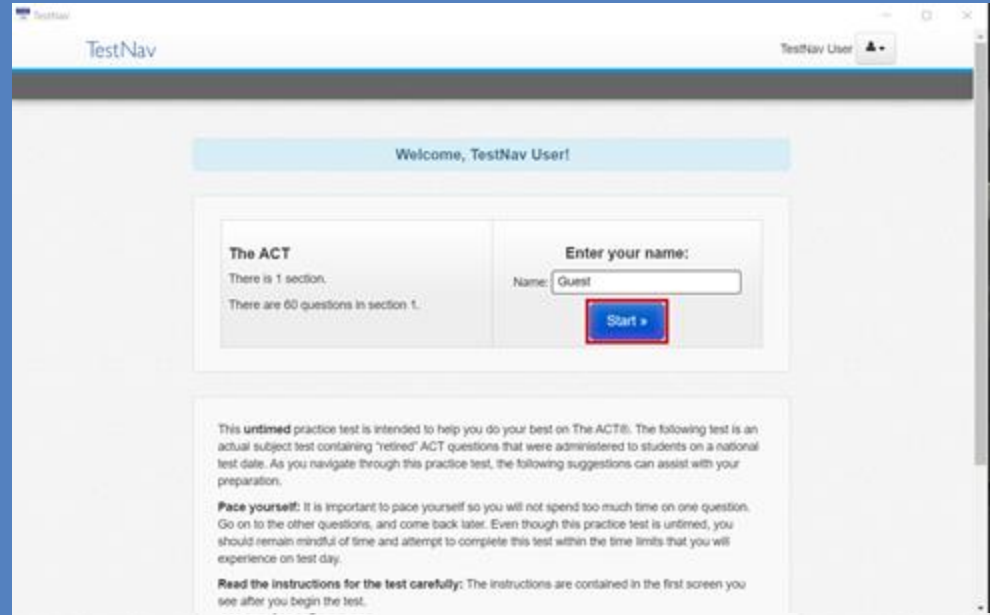
TestNav: Selecting the Right Test

- 3) Click “Mathematics.”
- 4) Select “Mathematics - Untimed.”



TestNav: Advice

- 5) Read the directions.
- 6) Press the “Start” button.



The screenshot shows the TestNav application window. At the top, the title bar says "TestNav" and the user is logged in as "TestNav User". Below the title bar, a light blue banner displays "Welcome, TestNav User!". The main content area is divided into two columns. The left column, titled "The ACT", contains the text: "There is 1 section." and "There are 60 questions in section 1.". The right column, titled "Enter your name:", has a text input field with "Guest" entered and a blue "Start »" button below it. Below these columns, there is a large text block providing instructions for the practice test, including a section on pacing and a note to read instructions carefully.

TestNav

TestNav User

Welcome, TestNav User!

The ACT
There is 1 section.
There are 60 questions in section 1.

Enter your name:
Name:
Start »

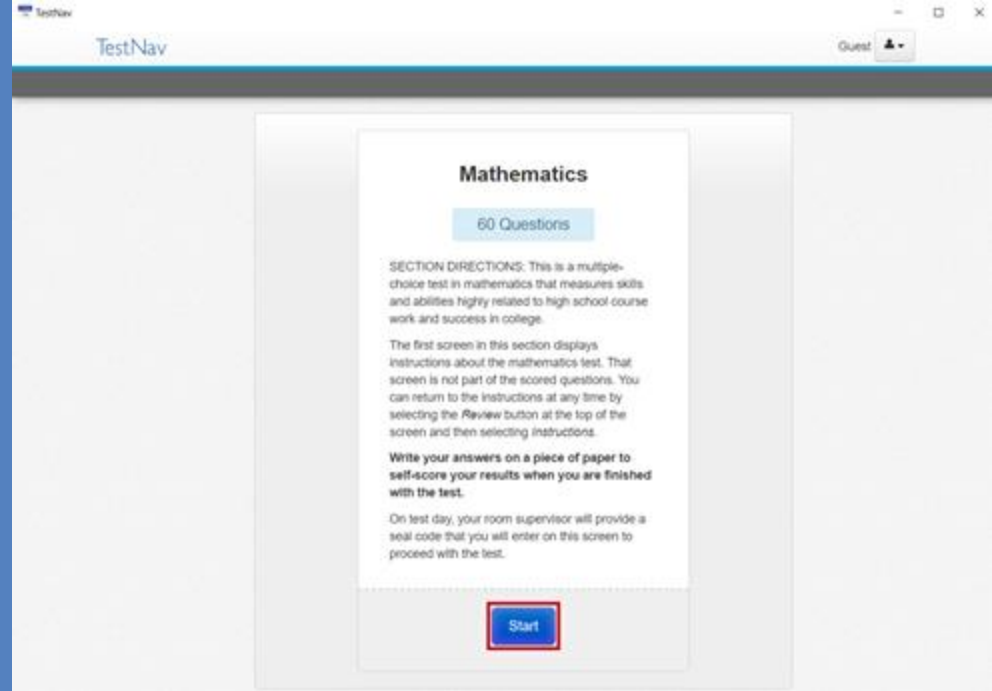
This **untimed** practice test is intended to help you do your best on The ACT®. The following test is an actual subject test containing "retired" ACT questions that were administered to students on a national test date. As you navigate through this practice test, the following suggestions can assist with your preparation.

Pace yourself: It is important to pace yourself so you will not spend too much time on one question. Go on to the other questions, and come back later. Even though this practice test is untimed, you should remain mindful of time and attempt to complete this test within the time limits that you will experience on test day.

Read the instructions for the test carefully: The instructions are contained in the first screen you see after you begin the test.

TestNav: Online Math Section Directions

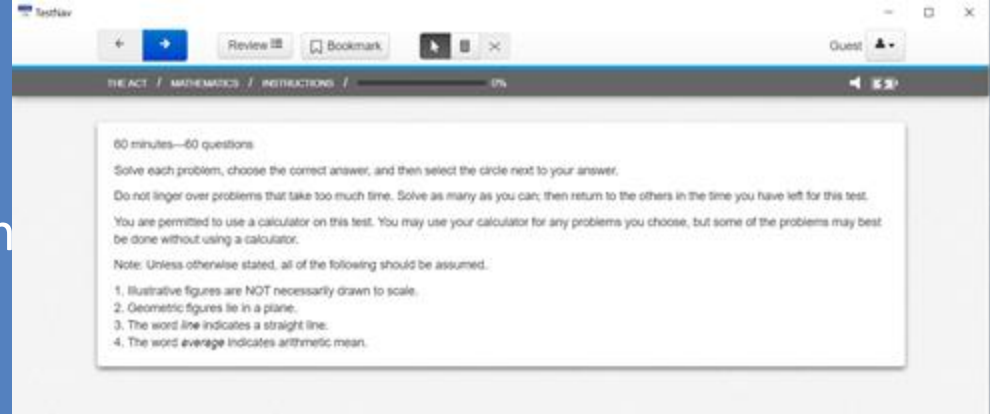
- 7) Read the directions.
- 8) Press the “Start” button.



The ACT: General Math Section Directions

9) Read the directions.

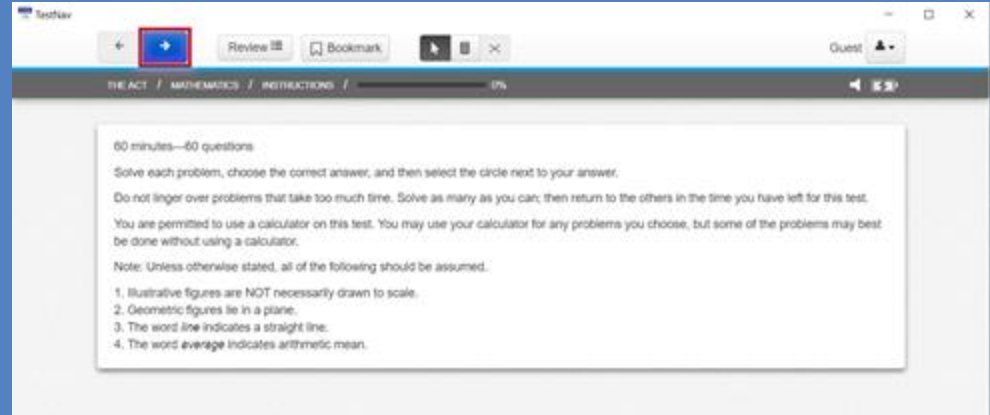
- Read these now so that you do not spend time on the actual ACT reading these same directions.



You will be given 25 minutes to answer the first 25 questions.

Begin Your Practice Test

10) Press the “Next” (arrow) button at the top of the screen to begin.



TestNav: End the Practice Test

- 1) Navigate to the “End of the Section.”
- 2) Click the “Submit Final Answers” button.

Congratulations!

- You completed your test.
- Make note of how many questions you answered correctly.
 - Remember, you were only given enough time to answer 25 questions, not all of them.



You Powered Up!

Achievement Unlocked:
Ready for the Real Test

