



ACT PREP

|||| ENGLISH ||||

K20
L·E·A·R·N



Power Up: English ACT Prep Week 3

Punctuation



K20
L•E•A•R•N

Grammar Fails...



- With a partner, discuss the real-world examples on the following slides.
- Determine what the “grammar fail” is with each image.
- Write your observations on a piece of paper.

Real-World Grammar Fails



Example 1



Example 2



Real-World Grammar Fails



Example 3



Example 4

**Man bacon
makes everything
better.**

Wait, what?



Essential Question

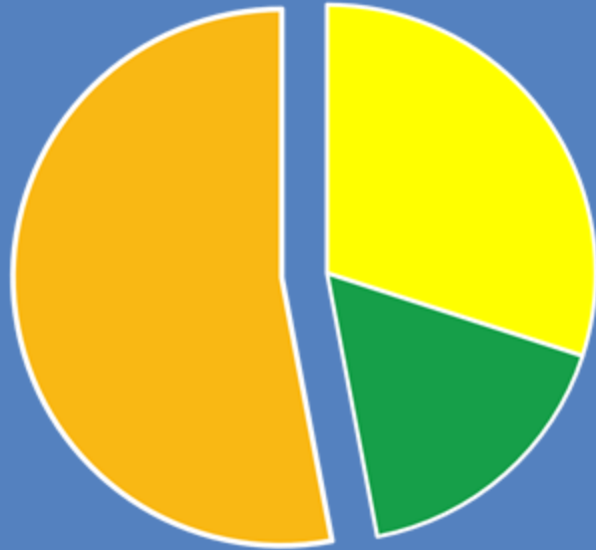
How can I increase my ACT score?



Learning Objectives

- Apply proper use of apostrophes, commas, colons, and semicolons in real-world scenarios.
- Identify when these rules are broken.

Why Does Punctuation Matter?



- Production of Writing
- Knowledge of Language
- Conventions of Standard English

Conventions of Standard English:

- Sentence Structure and Format
- *Punctuation*
- Usage

Check your work

RULE

EXAMPLE(S)

Extra Commas	✓ Randy likes / cake.
Items in a series	✓ I like cooking, my family, and my pets.
Misplaced Commas	✓ Joe plays soccer / because he's fast.

Check your work

RULE

EXAMPLE(S)

Apostrophes ≠ Plurals	✓ She collects button/s.
Introductory Elements	✓ When she was a little girl, Josie played football.
Parenthetical Elements	✓ Megan, my best friend, is a senior in high school.

Check your work

RULE

EXAMPLE(S)


Colons (:)

✓ These are my favorite colleges: BYU, OU, and OSU.

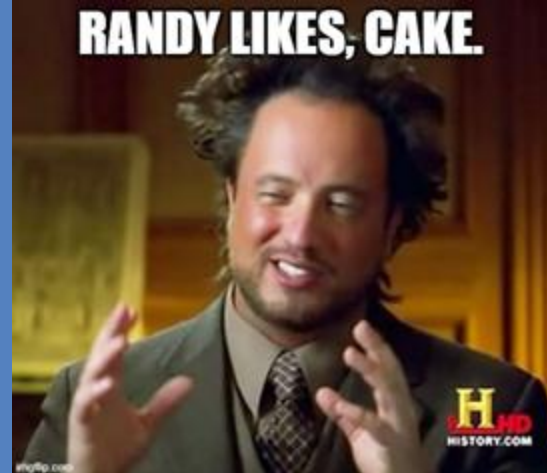
Semicolons (;)

✓ The shoe is red; the sock is blue.

What Do You Meme? Overview



- Create a meme breaking your assigned rule.
- Upload your meme and rationale to Padlet.
- Use peers' memes to complete your Skill Sets Check handout.





What Do You Meme?

Independently create a meme that breaks your assigned rule.

1. Choose a template.



1. Either go to

- imgflip.com/memegenerator/Two-Buttons
- imgflip.com/memegenerator/Ancient-Aliens

2. Write text that illustrates your rule being broken.

What Do You Meme?



Now upload your meme on Padlet.

4. On imgflip, click ***Generate Meme***.
5. Copy **Image Link**.
6. Go to <insert Padlet URL> or scan the QR code.

Insert QR Code
Here

What Do You Meme?



7. Click the  button.

8. Click the  button to add your **image link**.


9. Add text before you post:

- Subject = Class Period
- Caption = Your Rationale

10. Drag you post and add under your assigned rule.



What Do You Meme?



11. Add your non-example sentence to your Skill Sets Check handout in the “examples” column next to your assigned rule.
12. Fix the non-example by marking out or adding the correct punctuation as needed.
13. Find other non-examples from the Padlet to add in other blank spaces and fix them.

ACT English Subject Test Tip



Instructions - Read the adapted instructions now so that you don't waste time during the actual test!

- Become **familiar** with how the instructions are worded.
- **Ask questions** now if you don't understand what it's asking for so you don't struggle on test day.

*Note: The instructions provided on the handout are not verbatim of those on the ACT. They do capture the same information.

Test Your Skills!

You have 5 minutes to read and answer the questions in the provided passage.



[K20 5 Minute Timer](#)

“Anita Garibaldi” | Reflection

Question	Correct Answer	Explanation
1	D	Use punctuation in straightforward situations, such as simple items in a series.
2	F	Use commas to set off simple parenthetical elements.
3	C	Delete commas that markedly disturb sentence flow.
4	J	Delete commas that create basic sense problems.

“Anita Garibaldi” | Reflection

Question	Correct Answer	Explanation
5	C	Delete apostrophes used incorrectly to form plural nouns.
6	F	Delete commas that markedly disturb sentence flow.
7	C	Recognize and correct inappropriate uses of colons and semicolons.



You Powered Up!

Side Quest: Before next time fill in the remaining example spaces on your Skill Sets Check handout!

Sneak Peek: Next time we will focus on Sentence Structure, Fragments, and Verb Tense Shifts.

