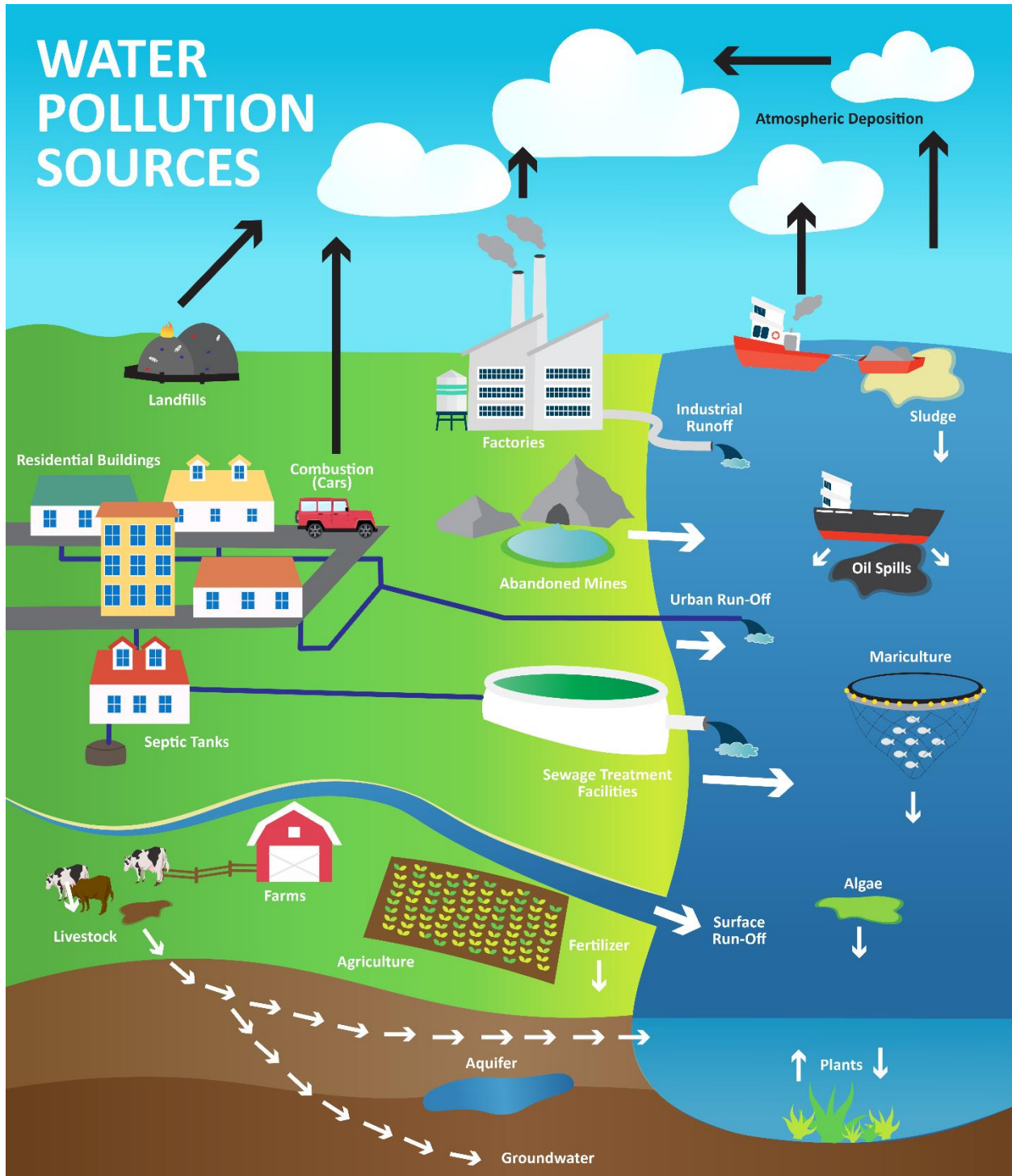


INFOGRAMS



A Few Facts About Plastic Pollution



Enough plastic is thrown away each year to circle the Earth **4 times!**

ONE MILLION sea birds & 100,000 marine mammals are killed annually from plastic in our oceans



Plastic constitutes approximately

90% of all trash floating on the ocean



The average American throws away approximately



of plastic per year.

50%

of the plastic we use, we use **JUST ONCE** and throw away.

Facts found on ecowatch.com

Pnglmg. (n.d.). Plastic Pollution [Infographic].

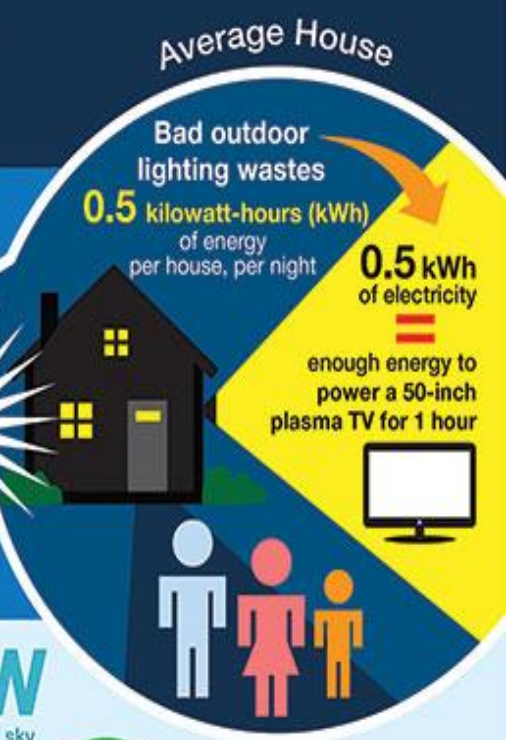
<https://i.pinimg.com/564x/a5/0a/4e/a50a4e54e34dffe1e23ebf207b15f1e.jpg>

ENERGY WASTE

What is light pollution costing us?



13% of residential electricity use in the U.S. is for outdoor lighting



CO₂

About **15 million** tons of CO₂ are emitted each year in order to power residential outdoor lighting in the U.S.

About **35%** of light is wasted by unshielded and/or poorly-aimed outdoor lighting

SKYGLOW is the artificial brightness of the night sky that's caused by light pollution.

This is about **\$3 BILLION** per year worth of energy lost to skyglow



Which is about **\$10.00** spent for every man, woman, and child in the U.S. every year

About **3 million** passenger cars have the same CO₂ emission rate, which is 40,000 tons per day.



About **600 million** trees would need to be planted to offset that amount of carbon emission



Sourced from U.S. Department of Energy 2011 data.

International Dark-Sky Association. (n.d.). Energy Waste Facts [Infographic] <https://www.darksky.org/our-work/grassroots-advocacy/resources/public-outreach-materials> CC BY-NC-ND

AIR POLLUTION – THE SILENT KILLER

Every year, around
7 MILLION DEATHS
are due to exposure
from both outdoor
and household air
pollution.

Air pollution is a major environmental risk to health. By reducing air pollution levels, countries can reduce:



Stroke

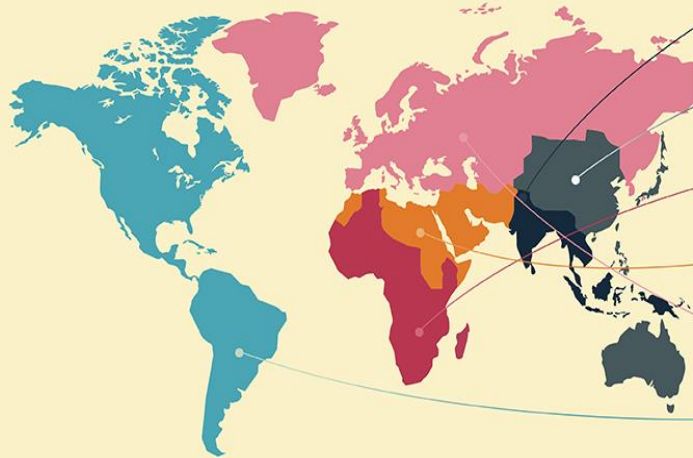


**Heart
disease**



**Lung cancer, and
both chronic and acute
respiratory diseases,
including asthma**

REGIONAL ESTIMATES ACCORDING TO WHO REGIONAL GROUPINGS:



Over 2 million
in South-East Asia Region

Over 2 million
in Western Pacific Region

Nearly 1 million
in Africa Region

About 500 000
deaths in Eastern Mediterranean Region

About 500 000
deaths in European Region

More than 300 000
in the Region of the Americas

CLEAN AIR FOR HEALTH

#AirPollution



GroundUp. (May 8, 2020). Pollution Facts [Infographic].

<https://www.groundup.org.za/media/uploads/images/Graphics/lockdown-pollution-20200508/Air-pollution-WHO%20INFOGRAPHICS-English-1.1200px.jpg>