







INFORMATIVE WRITING



It's time to brainstorm!
Here is everything I know about my topic.

<input type="checkbox"/> Brainstorm? 	<input type="checkbox"/> Organize? 	<input type="checkbox"/> First Draft? 	<input type="checkbox"/> Revise & Edit? 	<input type="checkbox"/> Final Draft? 
--	--	---	--	---



INFORMATIVE WRITING

Organize your thoughts. . .






Title: Be Creative

Topic Sentence:
Introduce your topic.

Body: Tell us what you know. Use the facts about your topic from your brainstorming activities.

Closing Sentence:
Finish your writing with a few different words about your topic.

Handwriting practice lines consisting of solid top and bottom lines with a dashed middle line, repeated 15 times for writing.






<input type="checkbox"/> Brainstorm? 	<input checked="" type="checkbox"/> Organize? 	<input type="checkbox"/> First Draft? 	<input type="checkbox"/> Revise & Edit? 	<input type="checkbox"/> Final Draft? 
---	--	--	--	--

INFORMATIVE WRITING

First Draft: Use what you wrote in the organizing boxes to write your first draft.

Title

Handwriting practice lines consisting of solid top and bottom lines with a dashed midline, repeated 10 times.







<input type="checkbox"/> Brainstorm? 	<input type="checkbox"/> Organize? 	<input checked="" type="checkbox"/> First Draft? 	<input type="checkbox"/> Revise & Edit? 	<input type="checkbox"/> Final Draft? 
--	--	--	---	---








INFORMATIVE WRITING

Revise & Edit

- Use this checklist to make sure that you have written your sentences correctly.
 - Use the editing marks below to correct your errors on your first draft.
- I introduced my topic in the first sentence.
 - I used facts to tell about my topic.
 - I used good linking words to connect my facts together (*and, also, another, but*).
 - I used complete sentences.
 - I used correct spelling.
 - I began each sentence with a capital letter.
 - I ended each sentence with the correct punctuation mark.
 - I wrote using my best handwriting.

Capitalize a letter 	Change to lower case 	Add end mark 
Insert 	Delete 	Fix Spelling 






<input type="checkbox"/> Brainstorm? 	<input type="checkbox"/> Organize? 	<input type="checkbox"/> First Draft? 	<input checked="" type="checkbox"/> Revise & Edit? 	<input type="checkbox"/> Final Draft? 
---	---	--	--	--



INFORMATIVE WRITING

Final Draft

Handwriting practice lines consisting of solid top and bottom lines with a dashed midline, repeated 10 times down the page.

<input type="checkbox"/> Brainstorm? 	<input type="checkbox"/> Organize? 	<input type="checkbox"/> First Draft? 	<input type="checkbox"/> Revise & Edit? 	<input checked="" type="checkbox"/> Final Draft? 
--	--	---	---	--

