A TRAIT ACCOMPLI—Research Assignment & Slideshow Presentation

NOTE: You must work with a different partner from the person you worked with on the "A Trait Accompli Lab." New clock partners will be assigned. As partners, you will make one slideshow presentation of your results. Once you have your partners, wait for the teacher to assign you a research topic.

Materials

- Template for slideshow
- Internet access
- Chromebook/laptop/computer

GROUPS

Group 1 – Homologous Chromosome(s) vs. Locus
Group 2 – Sex Chromosomes vs. Autosomes
Group 3 – Gene vs. Allele
Group 4 – Homozygous vs. Heterozygous
Group 5 – Dominant vs. Recessive
Group 6 – Genotype vs. Phenotype

SLIDESHOW DIRECTIONS

1. Student groups will go online and research their assigned topic(s).
2. Using the slide template instructions below, students will research their topic and create a slideshow using that information and the guide below.
3. Students will present their slideshows to the class as if they were the teacher, so make sure to understand your research topic well!
4. Students not presenting will take notes in their notebooks as each group presents.

NOTES/NOTE BOOK DIRECTIONS

Can look something like this:

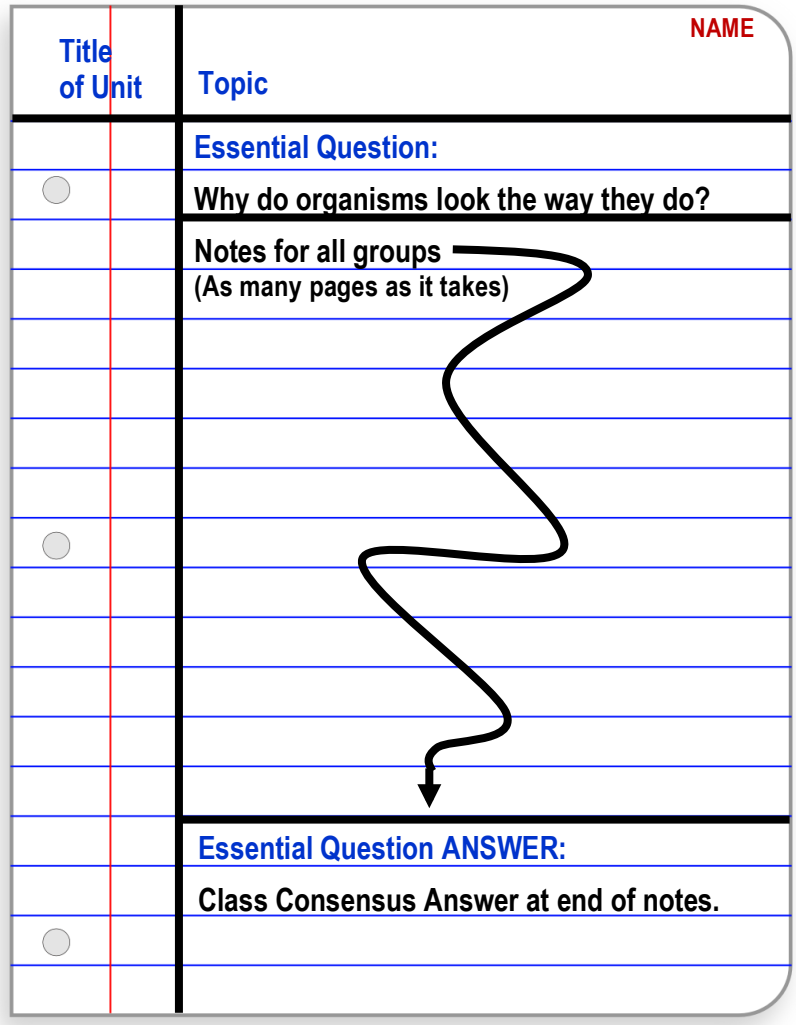

ON THE SLIDESHOW:

SLIDE 1

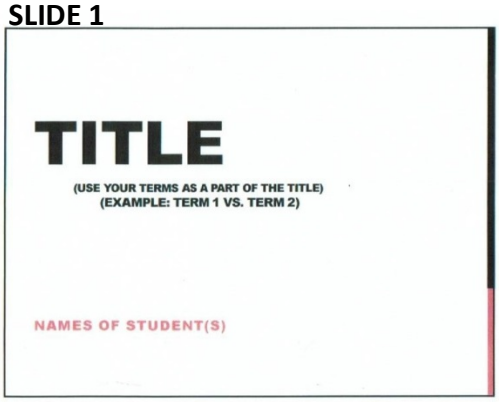

SLIDE 2

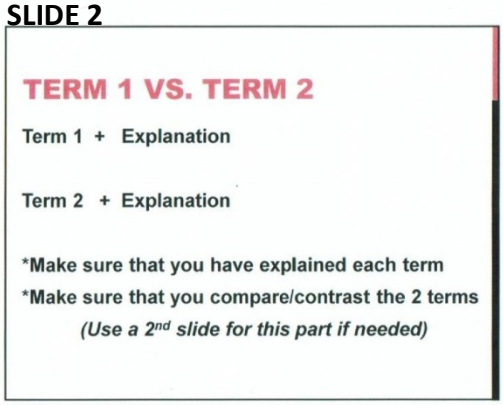

SLIDE 3

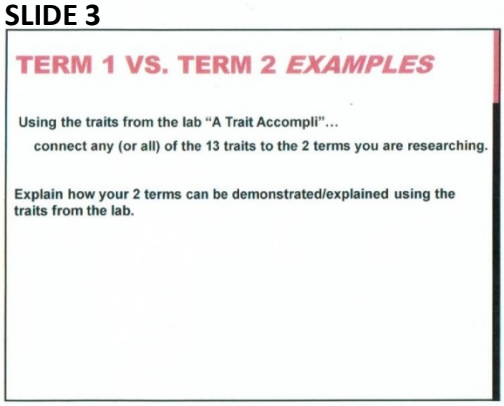
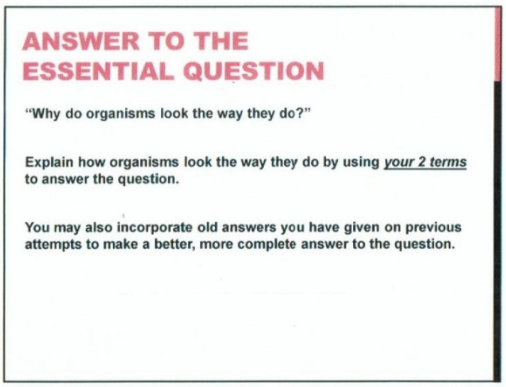
SLIDE 4