


Calymene_trilobite
Station #1a




Probolichus_trilobite
Station #1b





**Tyrannosaurusrex_theropod
Station #2 Tooth cast**



Deinonychus_theropod
Killer Toe
Station #2



A fossilized arm of a plesiosaur, Stenopterygius, embedded in a dark grey rock matrix. The arm is composed of numerous overlapping, brownish, scale-like segments that form a fan-like shape. The segments are arranged in a series of rows, with the largest segments at the base and smaller ones towards the tip. The fossil is well-preserved, showing the texture and structure of the scales.

Stenopterygius Arm
Station #3

Cropped and color-adjusted portion of image by 'fossilmike'
Copyright: Creative Commons BY-NC-2.0
Available at Flickr.com (<https://flic.kr/p/8f4Toa>)
Original fossil on display Houston Museum of Natural Science


Acrocanthosaurus foot
Station #3



Teleoceras lower-jaw
Station #4




Borophagus upperjaw
Station #4





Trimerorhachis_amphibian
Station #5





Captorhinus_parareptile
Station #6

Bobcat_(*Lynx rufus*)
Station # 8





trilobite_Homotelus
Station #9

