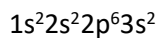
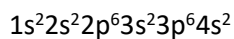


Group 2

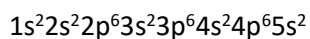
Mg



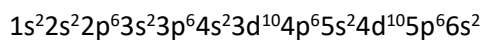
Ca



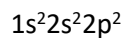
Sr



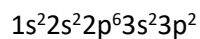
Ba

**Group 4**

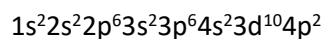
C



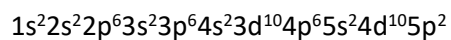
Si



Ge



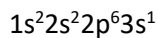
Sn

**Group 1**

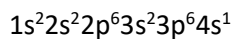
Li



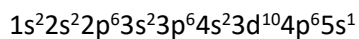
Na



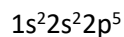
K



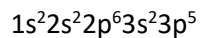
Rb

**Group 7**

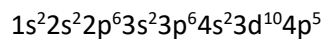
F



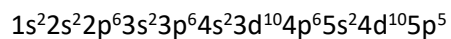
Cl



Br

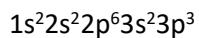


I

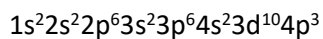


Group 5

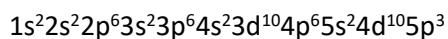
P



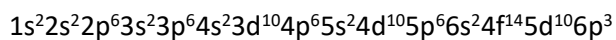
As



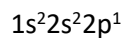
Sb



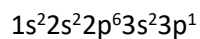
Bi

**Group 3**

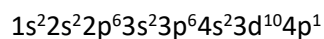
B



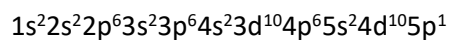
Al



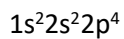
Ga



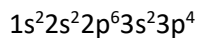
In

**Group 6**

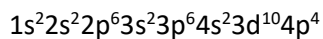
O



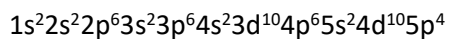
S



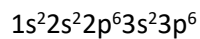
Se



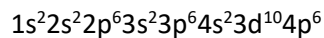
Te

**Group 8**

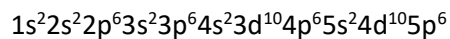
Ar



Kr



Xe



Rn

