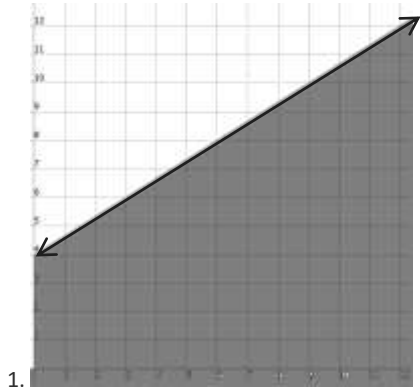


## Graphing Stories

For each graph shown, write a brief story to describe the inequality illustrated. Your story should explain what the line represents and what the shading represents. Finally, write an algebraic inequality for the graph show.




---

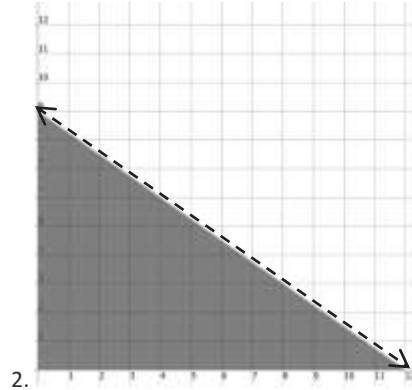


---



---

Algebraic Expression: \_\_\_\_\_




---

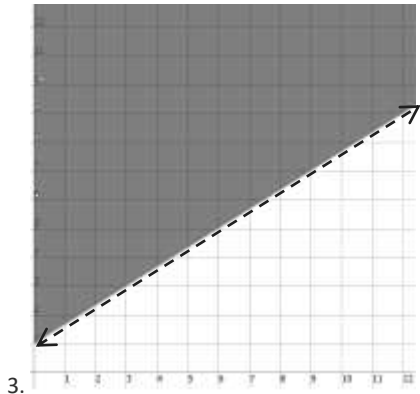


---



---

Algebraic Expression: \_\_\_\_\_




---

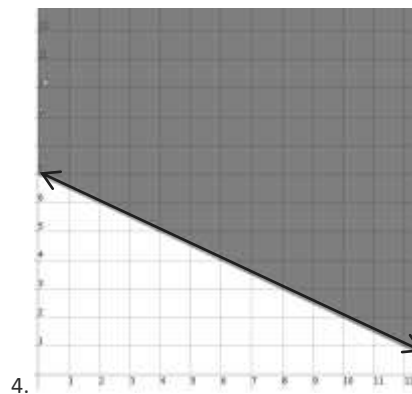


---



---

Algebraic Expression: \_\_\_\_\_




---

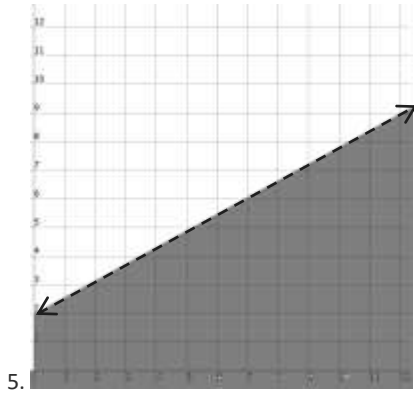


---



---

Algebraic Expression: \_\_\_\_\_




---

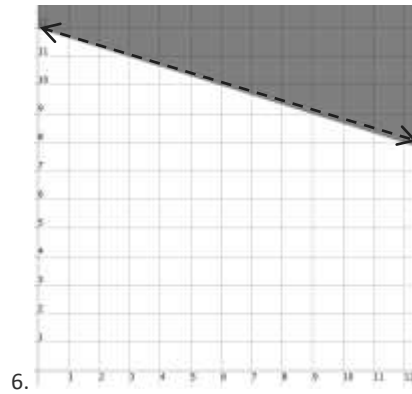


---



---

Algebraic Expression: \_\_\_\_\_




---

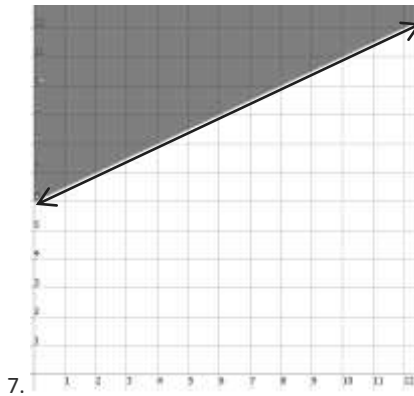


---



---

Algebraic Expression: \_\_\_\_\_




---

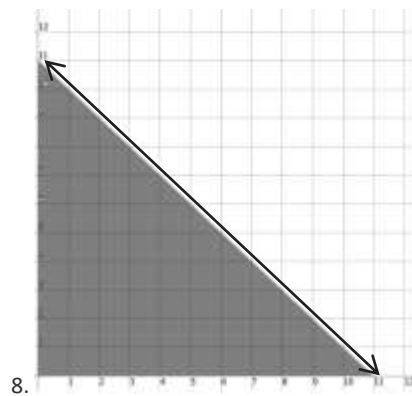


---



---

Algebraic Expression: \_\_\_\_\_




---



---



---

Algebraic Expression: \_\_\_\_\_