






INVESTIGATION NOTES

Names: _____

Draw a picture of your investigation setup. Show your flashlight , materials, and other items that you use.

Draw a picture or describe using words what happens with each material in your investigation.

Material	Picture	Type of Material
<p>Tissue Paper</p> 		<input type="checkbox"/> Opaque <input type="checkbox"/> Transparent <input type="checkbox"/> Reflective <input type="checkbox"/> Other
<p>Foil</p> 		<input type="checkbox"/> Opaque <input type="checkbox"/> Transparent <input type="checkbox"/> Reflective <input type="checkbox"/> Other
<p>Construction Paper</p> 		<input type="checkbox"/> Opaque <input type="checkbox"/> Transparent <input type="checkbox"/> Reflective <input type="checkbox"/> Other
<p>Plastic Wrap</p> 		<input type="checkbox"/> Opaque <input type="checkbox"/> Transparent <input type="checkbox"/> Reflective <input type="checkbox"/> Other